

# B. Photo Readiness Report

Generated: 2026-02-11T21:54:41Z

## 227.8

/ 300 total

Agency-ready

Confidence: 87 (High)

Pose Variety: 66.7 / 100

Lighting: 97 / 100

Cohesion: 34 / 100

## Scouting Agent Report

This series reads like a quiet fashion narrative, The set plays as a confident casting story, There is a clean, modern arc running through these frames, with a editorial-leaning sensibility and styling restraint that keeps the focus on silhouette and expression, with a gentle escalation in attitude that feels styled and market-ready. The story threads through the set as follows: This three-quarter frame introduces a developmental mood with clean lines and a modern casting feel, then A full body view leans into a editorial attitude, with shape and proportion reading clearly, then The camera finds a three-quarter angle that carries a developmental polish with a deliberate silhouette and camera-aware energy, then In this three-quarter composition introduces a developmental mood with clean lines and a modern casting feel, then This three-quarter portrait leans into a editorial attitude, with shape and proportion reading clearly, then A full body framing carries a developmental polish with a deliberate silhouette and camera-aware energy, then This full body frame introduces a developmental mood with clean lines and a modern casting feel. Overall, it suggests a model who can deliver a brief with polish while still leaving room for refinement in precision and finish.

## All Photos



Score 85.1

Confidence 87 (High)

Good candidate for your top selection.

Style Fashion (0.80)

This three-quarter portrait leans into a editorial attitude, with shape and proportion reading clearly. Light reads soft but could be refined to sculpt the face with more precision and clarity. There is a composed, camera-aware presence that feels bookable and on-brief. It connects to the sequence by lifting the energy from the previous image, adding dimension to the overall story.

Nudity 0.0%



Score 76.8

Confidence 95 (High)

Good candidate for your top selection.

Style Boudoir (0.90)

A full body view leans into a editorial attitude, with shape and proportion reading clearly. Light reads soft but could be refined to sculpt the face with more precision and clarity. There is a composed, camera-aware presence that feels bookable and on-brief. It connects to the sequence by lifting the energy from the previous image, adding dimension to the overall story.

Nudity 90.4%



Score 65.9

Confidence 91 (High)

Good candidate for your top selection.

Style Fashion (0.85)

This three-quarter frame introduces a developmental mood with clean lines and a modern casting feel. Light falls cleanly across the face, keeping skin tone luminous without flattening structure. There is a composed, camera-aware presence that feels bookable and on-brief. Compared with the previous frame, this one reads as the opening statement and sharpens the narrative of the set.

Nudity 37.7%



Score 65.6

Confidence 95 (High)

Good clarity; the image reads clean and usable. Refine headroom for a cleaner editorial crop.

Style Fashion (0.80)

The camera finds a three-quarter angle that carries a developmental polish with a deliberate silhouette and camera-aware energy. Light falls cleanly across the face, keeping skin tone luminous without flattening structure. There is a composed, camera-aware presence that feels bookable and on-brief. It complements the surrounding frames by softening the energy after the previous image, keeping the set cohesive.

Nudity 45.2%



Score 63.4


Confidence 94 (High)

Great clarity and focus—detail reads crisp and professional. Lift exposure slightly to open the shadows and keep facial detail clean.

Style Fashion (0.85)

In this three-quarter composition introduces a developmental mood with clean lines and a modern casting feel. Light falls cleanly across the face, keeping skin tone luminous without flattening structure. There is a composed, camera-aware presence that feels bookable and on-brief. Compared with the previous frame, this one reads consistent and sharpens the narrative of the set.

Nudity 42.7%



Score 31.6


Confidence 75 (High)

Background stays clean, keeping attention on the face and line. Sharpness drops—use steadier support and lock focus on the eyes.

Style Sensual (0.75)

This full body frame introduces a developmental mood with clean lines and a modern casting feel. Light falls cleanly across the face, keeping skin tone luminous without flattening structure. The presence is promising, though a steadier gaze and posture would elevate the frame. Compared with the previous frame, this one reads more elevated and sharpens the narrative of the set.

Nudity 51.2%



Score 25.8

Confidence 75 (High)

Background stays clean, keeping attention on the face and line. Sharpness drops—use steadier support and lock focus on the eyes.

Style Sensual (0.70)

A full body framing carries a developmental polish with a deliberate silhouette and camera-aware energy. Light falls cleanly across the face, keeping skin tone luminous without flattening structure. The presence is promising, though a steadier gaze and posture would elevate the frame. It complements the surrounding frames by softening the energy after the previous image, keeping the set cohesive.

Nudity 56.9%


## Score Breakdown

Sharpness



62.7 / 100

Exposure




41.7 / 100

Contrast



67.0 / 100

Framing



42.1 / 100

Background



97.0 / 100

## Pose Variety

Score: 66.7 / 100

Missing types: headshot

## Face & Expression

Eye openness score: 100 / 100

Expression balance: 47 / 100

Face angle stability: 46 / 100

## Category Fit

Editorial (Best Fit)



67.8 / 100

Beauty



65.6 / 100

Ecommerce



64.8 / 100

Commercial



58.9 / 100

## Lighting & Cohesion

Lighting quality: 97 / 100

Background edge density: 1.2%

Cohesion score: 34 / 100

Lighting/background varies across the set.

Dominant style: Fashion

## Coach Feedback

- Avoid overexposed highlights and deep shadows.
- Center the subject and keep consistent headroom.

- Increase sharpness by using steady camera and good light.
- Use even lighting to improve contrast.

Next step: Retake 3-5 photos following the checklist.

AI source: fallback

## What to Keep

- Keep lighting soft and even across the face.
- Maintain simple styling and clean backgrounds.

## Reshoot Checklist

- Avoid direct overhead light; keep the light source in front of you
- Include headshot, 3/4, and full-body framing with consistent headroom
- Stabilize the camera and ensure sharp focus on the face
- Separate the subject from the background with soft contrast
- Avoid oversized outfits; choose clean, form-fitting basics

Automated audit only. No guarantee of selection.