

B. Photo Readiness Report

Generated: 2026-05-09T16:46:41Z

63.4

/ 300 total

Needs improvements

Confidence: 87 (High)

Pose Variety: 33.3 / 100

Lighting: 97 / 100

Cohesion: 99 / 100

Fashion Fit: 79 / 100

Palette: 99 / 100

Cinematic Story Strip

A refined visual sequence of your strongest frames.

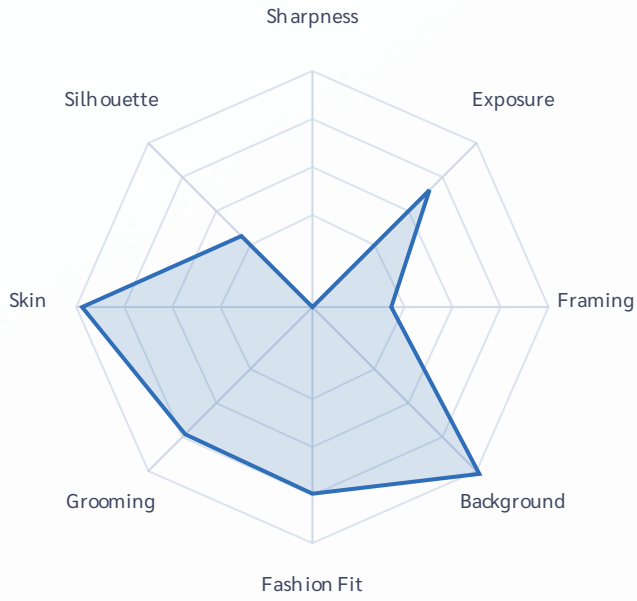


Look 01

Beauty | Score 63.4

Best trait: **Wardrobe Separation**

Visual Snapshot



- 1 Capture Quality 60 / 100
Moderate
- 2 Styling & Grooming 93 / 100
Strong
- 3 Silhouette & Line 43 / 100
Priority
- 4 Cohesion & Palette 99 / 100
Strong
- 5 Final Readiness 63 / 100
Moderate

Pose Elongation **Priority**
13 / 100

Silhouette Line **Priority**
42 / 100

Adjust camera height and stance for longer body geometry.

Estimated gain if improved: +24 pts

Refine body angles and garment structure for cleaner line.

Estimated gain if improved: +22 pts

Grooming

Moderate

76 / 100

Keep hair and face zones consistent across the full set.

Estimated gain if improved: +8 pts

All Photos



Score 63.4

Confidence 87 (High)

Fashion fit 79.1 / 100

Subject coverage 69.8%

Posture 39.3 / 100

Limb cutoffs 0 point(s)

Grooming 76.2 / 100

Shine control 100.0 / 100

Wardrobe/background separation 100.0 / 100

Skin readiness 97.5 / 100

Makeup finish 98.9 / 100

Silhouette line 42.5 / 100

Pose elongation 13.7 / 100

Good candidate for your top selection.


Style Beauty (0.80) | Fashion (0.60)

This three-quarter frame reads clean and sellable, with product and body shape staying clear in frame. Light falls cleanly across the face, keeping skin tone luminous without flattening structure. There is a composed, camera-aware presence that feels bookable and on-brief. Against the previous frame, this one appears as the opening statement and improves catalog consistency.

Nudity 23.1%

Score Breakdown

Sharpness



0.0 / 100

Exposure




70.2 / 100

Contrast



100.0 / 100

Framing



33.4 / 100

Background



100.0 / 100

Fashion Fit



79.1 / 100

Grooming



76.2 / 100

Wardrobe Separation



100.0 / 100

Skin Readiness




97.5 / 100

Makeup Finish




98.9 / 100

Silhouette Line



42.5 / 100

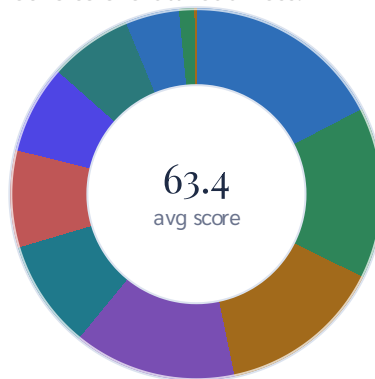
Pose Elongation



13.7 / 100

Score Composition

Weighted contribution of each metric to overall readiness.



| | | |
|-----------------------|-------|-------|
| ● Background | 100.0 | 17.4% |
| ● Fashion Fit | 79.1 | 15.0% |
| ● Exposure | 70.2 | 14.4% |
| ● Contrast | 100.0 | 14.2% |
| ● Wardrobe Separation | 100.0 | 9.5% |
| ● Framing | 33.4 | 8.4% |
| ● Skin Readiness | 97.5 | 7.7% |
| ● Grooming | 76.2 | 7.2% |
| ● Makeup Finish | 98.9 | 4.7% |
| ● Silhouette Line | 42.5 | 1.3% |
| ● Pose Elongation | 13.7 | 0.2% |

Pose Variety

Score: 33.3 / 100

Missing types: full_body, headshot

Fashion Fit & Posture

Fashion fit score: 79 / 100

Posture score: 39 / 100

Average subject coverage: 69.8%

Images with limb cutoff risk: 0

Styling & Grooming

Grooming score: 76 / 100

Skin readiness: 97 / 100

Makeup finish: 98 / 100

Hair/face occlusion control: 52 / 100

Face shine control: 100 / 100

Wardrobe/background separation: 100 / 100

Silhouette & Line

Silhouette line score: 42 / 100

Pose elongation score: 13 / 100

Use these scores to tune posture and camera height for cleaner proportions.

Face & Expression

Eye openness score: 100 / 100

Expression balance: 0 / 100

Face angle stability: 29 / 100

Category Fit

Ecommerce (Best Fit)



66.8 / 100

Beauty



66.2 / 100

Editorial



65.0 / 100

Commercial



61.1 / 100

Ecommerce (Best Fit)



66.8

Lead +0.6

Beauty



66.2

Gap -0.6

Editorial



65.0

Gap -1.8

Commercial



61.1

Gap -5.7

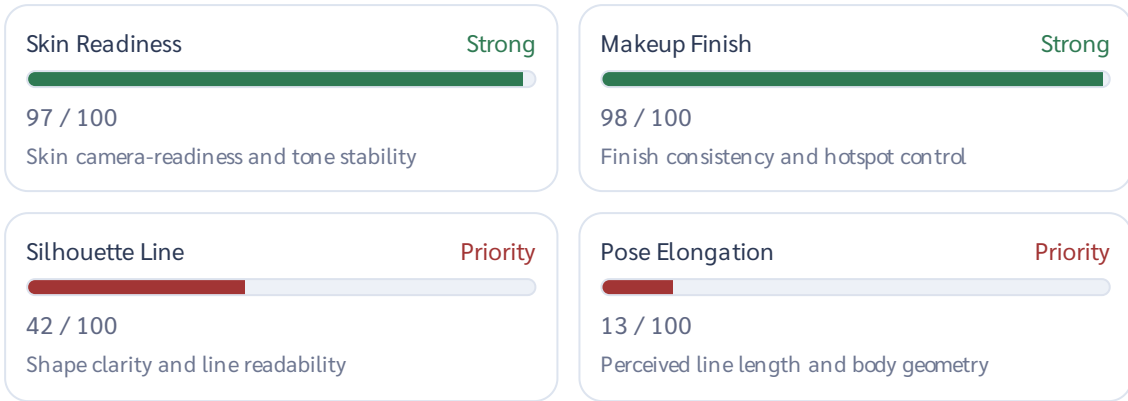
Per-Photo Heat Grid

Green = strong, amber = moderate, red = priority improvement.

| Photo | Total | Fashion | Grooming | Skin | Silhouette | Elongation | Framing |
|---------|-------|---------|----------|------|------------|------------|---------|
| Photo 1 | 63 | 79 | 76 | 97 | 42 | 13 | 33 |

Skin, Makeup & Silhouette Dashboard

Focused presentation metrics to improve camera-readiness and line quality.



Cohesion Timeline

Frame-by-frame consistency view across exposure, palette temperature, and separation.



Lighting & Cohesion

Lighting quality: 97 / 100
 Background edge density: 0.5%
 Palette consistency: 99 / 100
 Hue variance: 0.0 deg

Temperature variance: 0.000

Cohesion score: 99 / 100

Lighting, background, and palette are consistent across the set.

Dominant style: Beauty

Coach Feedback

- Increase sharpness by using steady camera and good light.
- Use longer posture and camera angle adjustments to create a more elongated line.
- Center the subject and keep consistent headroom.
- Refine silhouette line with stronger posture and clearer garment shape.
- Relax shoulders and lengthen the torso to create cleaner body geometry.

Next step: Relax shoulders and lengthen the torso to create cleaner body geometry.

AI source: fallback

What to Keep

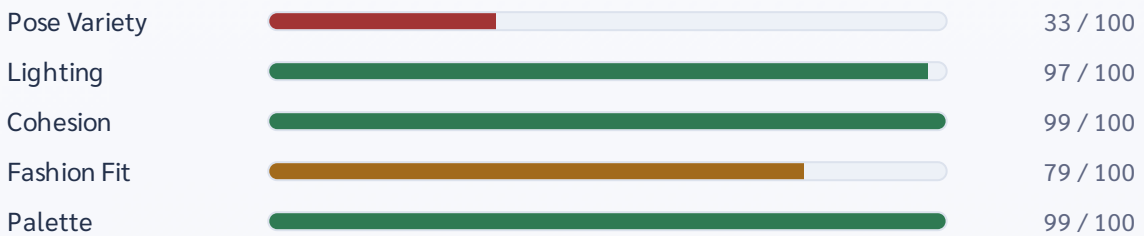
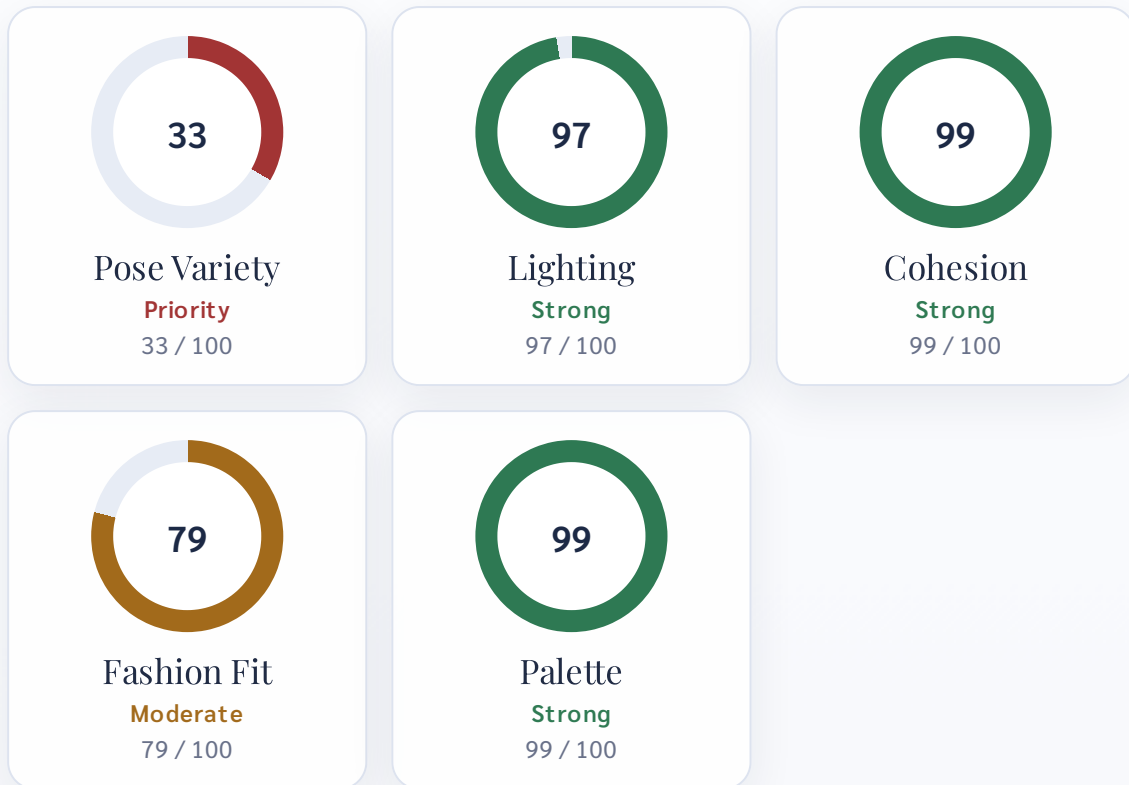
- Color palette stays coherent across images, which strengthens the book.
- Keep lighting soft and even across the face.
- Maintain simple styling and clean backgrounds.

Reshoot Checklist

- Frame the subject centrally and keep the full silhouette visible
- Tap to focus on the eyes before taking the shot
- Avoid oversized outfits; choose clean, form-fitting basics
- Lengthen posture and engage core to create cleaner fashion lines
- Stick to solid colors to highlight your proportions

How To Read Your Metrics

Use this dashboard as your decision map: high values show what is production-ready, while lower values show what to improve first. Start with the three lowest metrics and retest after your next shoot set.



Priority Order For Next Shoot

- Pose Variety: 33 / 100
- Fashion Fit: 79 / 100
- Lighting: 97 / 100

Pose Variety

What it means: Measures range of framing types and visual variation across the set.

How to improve: Add headshot, three-quarter, and full-body with clearly different body lines.

Lighting

What it means: Measures highlight/shadow balance and face readability.

How to improve: Use soft front-side light and keep exposure consistent across frames.

Cohesion

What it means: Measures how consistent your set feels in light, background, and color.

How to improve: Keep location, white balance, and setup similar when shooting the sequence.

Fashion Fit

What it means: Measures silhouette strength, posture quality, and framing of body lines.

How to improve: Lengthen posture, keep line clean, and avoid cramped composition.

Palette

What it means: Measures color harmony and tone consistency across photos.

How to improve: Use coordinated wardrobe tones and stable color temperature.

Automated audit only. No guarantee of selection.