

# B. Photo Readiness Report

Generated: 2026-05-07T20:16:30Z

## 150.4

/ 300 total

Agency-ready

Confidence: 90 (High)

Pose Variety: 66.7 / 100

Lighting: 100 / 100

Cohesion: 44 / 100

Fashion Fit: 92 / 100

Palette: 40 / 100

## Cinematic Story Strip

The sequence moves from fashion energy toward a background-led finish, creating a coherent casting narrative.



### Look 01

Fashion | Score 89.8

Best trait: Wardrobe Separation

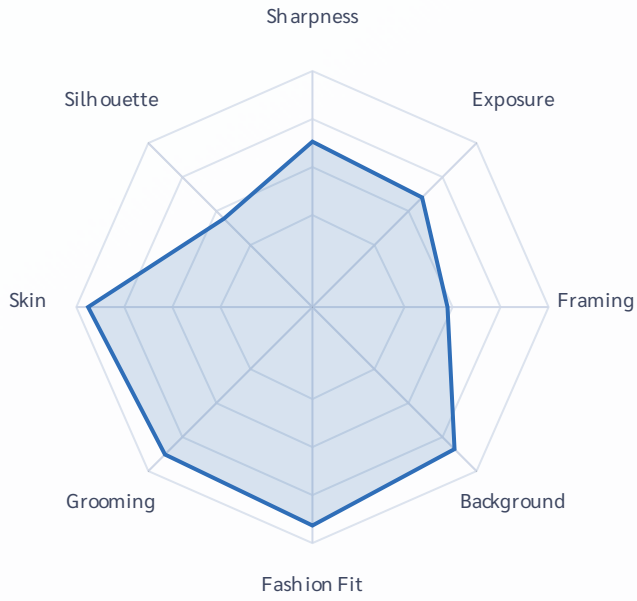


### Look 02

Editorial | Score 60.7

Best trait: Background

## Visual Snapshot



- 1 Capture Quality 71 / 100  
**Moderate**
- 2 Styling & Grooming 87 / 100  
**Strong**
- 3 Silhouette & Line 65 / 100  
**Moderate**
- 4 Cohesion & Palette 61 / 100  
**Moderate**
- 5 Final Readiness 75 / 100  
**Moderate**

Palette Priority  
**40 / 100**

Cohesion Priority  
**44 / 100**

Use tighter wardrobe color family and fixed white balance.

Estimated gain if improved: +23 pts

Standardize setup and lighting to reduce set-to-set drift.

Estimated gain if improved: +21 pts

Pose Elongation

Priority

46 / 100

Adjust camera height and stance for longer body geometry.

Estimated gain if improved: +20 pts

## Scouting Agent Report

This series reads like a quiet fashion narrative, The set plays as a confident casting story, There is a clean, modern arc running through these frames, with a beauty-leaning sensibility and styling restraint that keeps the focus on silhouette and expression, with a gentle escalation in attitude that feels styled and market-ready. The story threads through the set as follows: This full body frame emphasizes facial detail with a beauty-focused polish and controlled composition, then A three-quarter view carries a beauty-led tone, where skin finish and eye clarity define the impact. The collection feels bookable and cohesive, with just enough range to keep a casting director engaged.

## All Photos



Score 89.8

Confidence 95 (High)

Fashion fit 87.1 / 100

Subject coverage 27.9%

Posture 48.3 / 100

Limb cutoffs 0 point(s)

Wardrobe/background separation 100.0 / 100

Silhouette line 47.3 / 100

Pose elongation 55.6 / 100

Good candidate for your top selection.

Style Fashion (0.85) | Editorial (0.75)

A three-quarter view carries a beauty-led tone, where skin finish and eye clarity define the impact. Light reads soft but could be refined to sculpt the face with more precision and clarity. There is a composed, camera-aware presence that feels bookable and on-brief. It fits the sequence by lifting the energy from the previous image, preserving refinement across shots.

Nudity 0.0%



Score 60.7

Confidence 86 (High)

Fashion fit 98.0 / 100

Subject coverage 63.4%

Posture 92.0 / 100

Limb cutoffs 0 point(s)

Grooming 88.3 / 100

Shine control 100.0 / 100

Wardrobe/background separation 40.2 / 100

Skin readiness 95.0 / 100

Makeup finish 97.7 / 100

Silhouette line 58.7 / 100

Pose elongation 36.4 / 100

Good candidate for your top selection.

Style Editorial (0.80) | Fashion (0.70)

This full body frame emphasizes facial detail with a beauty-focused polish and controlled composition. Light falls cleanly across the face, keeping skin tone luminous without flattening structure. There is a composed, camera-aware presence that feels bookable and on-brief. Compared with the previous frame, this image feels as the opening statement and strengthens close-up storytelling.

Nudity 17.8%

## Score Breakdown

Sharpness



70.1 / 100

Exposure



65.6 / 100

Contrast



81.6 / 100

Framing



57.2 / 100

Background



85.1 / 100

Fashion Fit



92.5 / 100

Grooming



88.3 / 100

Wardrobe Separation



70.1 / 100

Skin Readiness



95.0 / 100

Makeup Finish




97.7 / 100

Silhouette Line



53.0 / 100

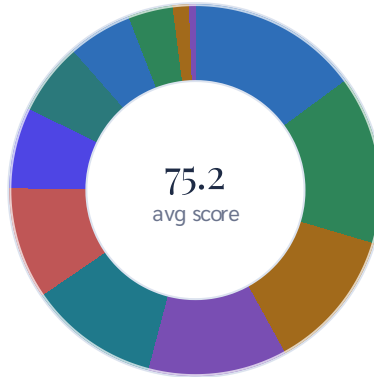
## Pose Elongation



46.0 / 100

## Score Composition

Weighted contribution of each metric to overall readiness.



● Sharpness	70.1	14.9%
● Fashion Fit	92.5	14.7%
● Background	85.1	12.4%
● Framing	57.2	12.1%
● Exposure	65.6	11.3%
● Contrast	81.6	9.7%
● Grooming	88.3	7.0%
● Skin Readiness	95.0	6.3%
● Wardrobe Separation	70.1	5.6%
● Makeup Finish	97.7	3.9%
● Silhouette Line	53.0	1.4%
● Pose Elongation	46.0	0.6%

## Pose Variety

Score: 66.7 / 100

Missing types: headshot

## Fashion Fit & Posture

Fashion fit score: 92 / 100  
Posture score: 70 / 100  
Average subject coverage: 45.7%  
Images with limb cutoff risk: 0

## Styling & Grooming

Grooming score: 88 / 100  
Skin readiness: 94 / 100  
Makeup finish: 97 / 100  
Hair/face occlusion control: 76 / 100  
Face shine control: 100 / 100  
Wardrobe/background separation: 70 / 100

## Silhouette & Line

Silhouette line score: 52 / 100  
Pose elongation score: 46 / 100  
Use these scores to tune posture and camera height for cleaner proportions.

## Face & Expression

Eye openness score: 100 / 100  
Expression balance: 0 / 100  
Face angle stability: 51 / 100

## Category Fit

Beauty (Best Fit)



74.6 / 100

Editorial



73.7 / 100

Ecommerce



73.3 / 100

Commercial



70.4 / 100

Beauty (Best Fit)



74.6

Lead +0.9

Editorial



73.7

Gap -0.9

Ecommerce



73.3

Gap -1.3

Commercial



70.4

Gap -4.2



## Per-Photo Heat Grid

Green = strong, amber = moderate, red = priority improvement.

Photo	Total	Fashion	Grooming	Skin	Silhouette	Elongation	Framing
Photo 2	89	87	N/A	N/A	47	55	84
Photo 1	60	98	88	94	58	36	30

## Skin, Makeup & Silhouette Dashboard

Focused presentation metrics to improve camera-readiness and line quality.





Skin camera-readiness and tone stability

Finish consistency and hotspot control

Silhouette Line

Priority

52 / 100

Shape clarity and line readability

Pose Elongation

Priority

46 / 100

Perceived line length and body geometry

## Cohesion Timeline

Frame-by-frame consistency view across exposure, palette temperature, and separation.

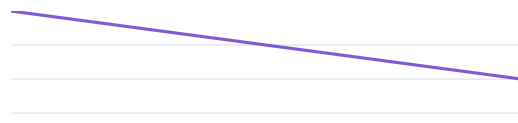
Exposure Stability

avg 33.9



Palette Temperature

avg 75.0



Subject Separation

avg 70.1



## Lighting & Cohesion

Lighting quality: 100 / 100

Background edge density: 2.6%

Palette consistency: 40 / 100

Hue variance: 10.0 deg

Temperature variance: 0.173

Cohesion score: 44 / 100

Lighting, background, or palette varies across the set.

Dominant style: Editorial

## Coach Feedback

- Use longer posture and camera angle adjustments to create a more elongated line.
- Refine silhouette line with stronger posture and clearer garment shape.
- Center the subject and keep consistent headroom.

- Avoid overexposed highlights and deep shadows.
- Clarify silhouette lines with stronger pose structure and cleaner garment drape.

Next step: Clarify silhouette lines with stronger pose structure and cleaner garment drape.

AI source: fallback

## What to Keep

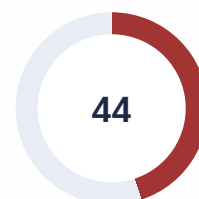
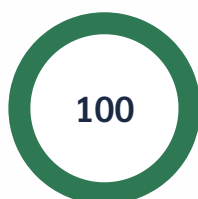
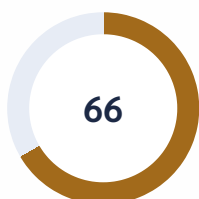
- Makeup finish appears even and controlled, with clean presentation on camera.
- Keep lighting soft and even across the face.
- Maintain simple styling and clean backgrounds.

## Reshoot Checklist

- Shoot in diffused daylight (near a window) for smoother skin tones
- Frame the subject centrally and keep the full silhouette visible
- Lengthen posture and engage core to create cleaner fashion lines
- Avoid oversized outfits; choose clean, form-fitting basics
- Use diffused frontal light to reduce uneven texture and harsh under-eye shadows

## How To Read Your Metrics

Use this dashboard as your decision map: high values show what is production-ready, while lower values show what to improve first. Start with the three lowest metrics and retest after your next shoot set.



## Pose Variety

Moderate

66 / 100

## Lighting

Strong

100 / 100

## Cohesion

Priority

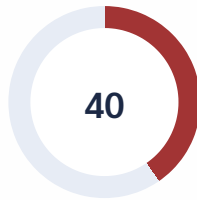
44 / 100



### Fashion Fit

Strong

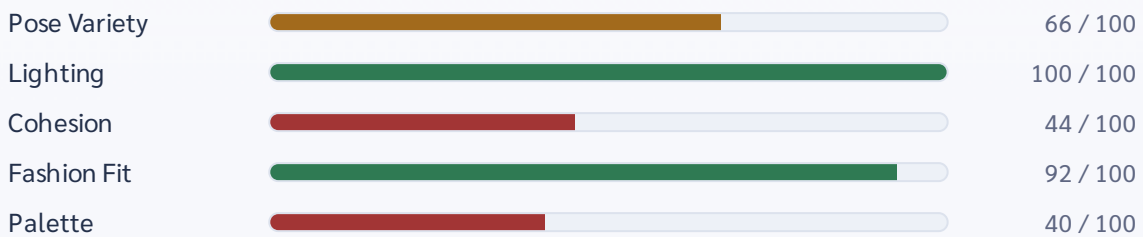
92 / 100



### Palette

Priority

40 / 100



### Priority Order For Next Shoot

- Palette: 40 / 100
- Cohesion: 44 / 100
- Pose Variety: 66 / 100

### Pose Variety

**What it means:** Measures range of framing types and visual variation across the set.

**How to improve:** Add headshot, three-quarter, and full-body with clearly different body lines.

### Lighting

**What it means:** Measures highlight/shadow balance and face readability.

**How to improve:** Use soft front-side light and keep exposure consistent across frames.

### Cohesion

**What it means:** Measures how consistent your set feels in light, background, and color.

**How to improve:** Keep location, white balance, and setup similar when shooting the sequence.

### Fashion Fit

**What it means:** Measures silhouette strength, posture quality, and framing of body lines.

**How to improve:** Lengthen posture, keep line clean, and avoid cramped composition.

### Palette

**What it means:** Measures color harmony and tone consistency across photos.

**How to improve:** Use coordinated wardrobe tones and stable color temperature.

Automated audit only. No guarantee of selection.