

B. Photo Readiness Report

Generated: 2026-05-07T19:46:38Z

232.4

/ 300 total

Agency-ready

Confidence: 96 (High)

Pose Variety: 66.7 / 100

Lighting: 100 / 100

Cohesion: 68 / 100

Fashion Fit: 48 / 100

Palette: 66 / 100

Cinematic Story Strip

The sequence moves from sensual energy toward a exposure-led finish, creating a coherent casting narrative.



Look 01

Sensual | Score 90.7


Best trait: Wardrobe Separation



Look 02

Sensual | Score 88.1

Best trait: Wardrobe Separation

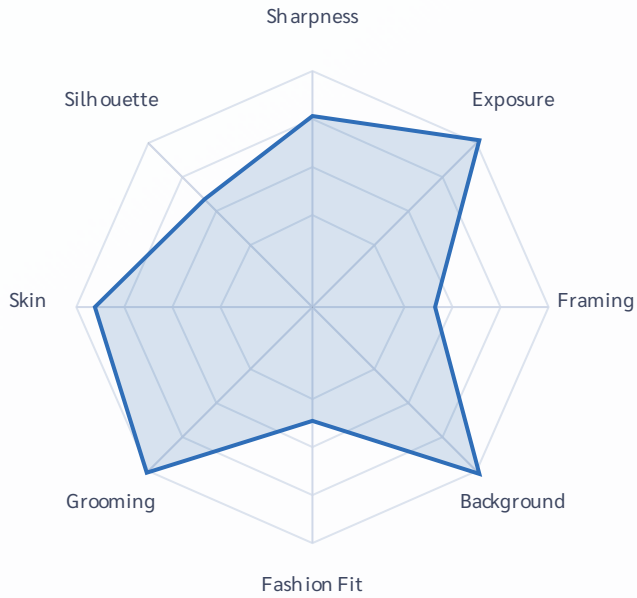


Look 03

Ecommerce | Score

Best trait: Exposure

Visual Snapshot



- 1 Capture Quality 86 / 100
Strong
- 2 Styling & Grooming 89 / 100
Strong
- 3 Silhouette & Line 41 / 100
Priority
- 4 Cohesion & Palette 78 / 100
Moderate
- 5 Final Readiness 77 / 100
Moderate

Fashion Fit Priority
48 / 100

Pose Elongation Priority
53 / 100

Improve posture rhythm and keep full silhouette readable.

Estimated gain if improved: +19 pts

Adjust camera height and stance for longer body geometry.

Estimated gain if improved: +17 pts

Silhouette Line

Moderate

64 / 100


Refine body angles and garment structure for cleaner line.

Estimated gain if improved: +12 pts

Scouting Agent Report


This series reads like a quiet fashion narrative, The set plays as a confident casting story, There is a clean, modern arc running through these frames, with a e-commerce-leaning sensibility and styling restraint that keeps the focus on silhouette and expression, moving from a composed first impression into a more assured, camera-aware presence. The story threads through the set as follows: This three-quarter frame reads clean and sellable, with product and body shape staying clear in frame, then A headshot view keeps a practical commercial feel, where fit and proportion remain easy to evaluate, then The camera finds a headshot angle that presents a straightforward market-ready read with clear silhouette separation. Overall, it suggests a model who can deliver a brief with polish while still leaving room for refinement in precision and finish.

All Photos



Score 90.7

Confidence 100 (High)



Score 88.1

Confidence 100 (High)

Fashion fit 56.5 / 100
Subject coverage 55.2%
Posture 0.0 / 100
Limb cutoffs 0 point(s)
Grooming 99.2 / 100
Shine control 98.5 / 100
Wardrobe/background separation 100.0 / 100
Skin readiness 93.5 / 100
Makeup finish 95.0 / 100
Silhouette line 84.5 / 100
Pose elongation 69.0 / 100
Good candidate for your top selection.
Style Sensual (0.85)


The camera finds a headshot angle that presents a straightforward market-ready read with clear silhouette separation. Light falls cleanly across the face, keeping skin tone luminous without flattening structure. There is a composed, camera-aware presence that feels bookable and on-brief. It helps maintain set consistency by maintaining the same visual cadence.

Nudity 78.1%

Fashion fit 53.9 / 100
Subject coverage 48.5%
Posture 0.0 / 100
Limb cutoffs 0 point(s)
Grooming 99.1 / 100
Shine control 98.3 / 100
Wardrobe/background separation 100.0 / 100
Skin readiness 90.8 / 100
Makeup finish 94.6 / 100
Silhouette line 87.6 / 100
Pose elongation 90.1 / 100
Good candidate for your top selection.
Style Sensual (0.85)

A headshot view keeps a practical commercial feel, where fit and proportion remain easy to evaluate. Light falls cleanly across the face, keeping skin tone luminous without flattening structure. There is a composed, camera-aware presence that feels bookable and on-brief. It supports the set by lifting the energy from the previous image, keeping output reliable for client review.

Nudity 80.3%



Score 53.6
Confidence 88 (High)
Fashion fit 34.1 / 100
Subject coverage 9.1%
Posture 0.0 / 100
Limb cutoffs 2 point(s)
Wardrobe/background separation 15.4 / 100
Silhouette line 21.6 / 100

Pose elongation 0.0 / 100

Good candidate for your top selection.

Style Ecommerce (0.80) | Fashion (0.60)

This three-quarter frame reads clean and sellable, with product and body shape staying clear in frame. Light reads soft but could be refined to sculpt the face with more precision and clarity. There is a composed, camera-aware presence that feels bookable and on-brief. Against the previous frame, this one appears as the opening statement and improves catalog consistency.

Nudity 29.9%

Score Breakdown

Sharpness



80.9 / 100

Exposure



100.0 / 100

Contrast



98.5 / 100

Framing




51.9 / 100

Background



99.9 / 100

Fashion Fit



48.2 / 100

Grooming



99.2 / 100

Wardrobe Separation



71.8 / 100

Skin Readiness



92.1 / 100

Makeup Finish



94.8 / 100

Silhouette Line



64.6 / 100

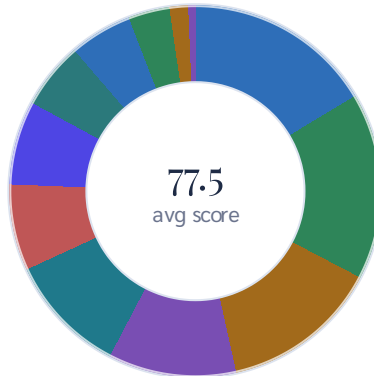
Pose Elongation



53.0 / 100

Score Composition

Weighted contribution of each metric to overall readiness.



77.5
avg score

● Exposure	100.0	16.4%
● Sharpness	80.9	16.3%
● Background	99.9	13.8%
● Contrast	98.5	11.2%
● Framing	51.9	10.5%
● Grooming	99.2	7.5%
● Fashion Fit	48.2	7.3%
● Skin Readiness	92.1	5.8%
● Wardrobe Separation	71.8	5.4%
● Makeup Finish	94.8	3.6%
● Silhouette Line	64.6	1.6%
● Pose Elongation	53.0	0.7%

Pose Variety

Score: 66.7 / 100

Missing types: full_body

Fashion Fit & Posture

Fashion fit score: 48 / 100

Posture score: 0 / 100

Average subject coverage: 37.6%

Images with limb cutoff risk: 1

Styling & Grooming

Grooming score: 99 / 100

Skin readiness: 92 / 100

Makeup finish: 94 / 100

Hair/face occlusion control: 100 / 100

Face shine control: 98 / 100

Wardrobe/background separation: 71 / 100

Silhouette & Line

Silhouette line score: 64 / 100

Pose elongation score: 53 / 100

Use these scores to tune posture and camera height for cleaner proportions.

Face & Expression

Eye openness score: 100 / 100

Expression balance: 0 / 100

Face angle stability: 37 / 100

Category Fit

Ecommerce (Best Fit)



80.0 / 100

Editorial



77.8 / 100

Beauty




76.8 / 100

Commercial



76.2 / 100

Ecommerce (Best Fit)



80.0

Lead +2.2

Editorial



77.8

Gap -2.2

Beauty



76.8

Gap -3.2

Commercial



76.2

Gap -3.8

Per-Photo Heat Grid

Green = strong, amber = moderate, red = priority improvement.

Photo	Total	Fashion	Grooming	Skin	Silhouette	Elongation	Framing
Photo 3	90	56	99	93	84	69	81
Photo 2	88	53	99	90	87	90	69

Photo 1

53

34

N/A

N/A

21

0

4

Skin, Makeup & Silhouette Dashboard

Focused presentation metrics to improve camera-readiness and line quality.

Skin Readiness

Strong



92 / 100

Skin camera-readiness and tone stability

Makeup Finish

Strong



94 / 100

Finish consistency and hotspot control

Silhouette Line

Moderate



64 / 100

Shape clarity and line readability

Pose Elongation

Priority



53 / 100

Perceived line length and body geometry

Cohesion Timeline

Frame-by-frame consistency view across exposure, palette temperature, and separation.

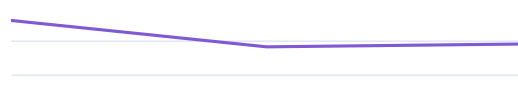
Exposure Stability

avg 51.4



Palette Temperature

avg 78.0



Subject Separation

avg 71.8



Lighting & Cohesion

Lighting quality: 100 / 100

Background edge density: 2.0%

Palette consistency: 66 / 100

Hue variance: 26.0 deg

Temperature variance: 0.043

Cohesion score: 68 / 100

Lighting, background, or palette varies across the set.
Dominant style: Sensual

Coach Feedback

- Strengthen body line and silhouette so the pose reads more fashion-forward.
- Center the subject and keep consistent headroom.
- Use longer posture and camera angle adjustments to create a more elongated line.
- Refine silhouette line with stronger posture and clearer garment shape.
- Improve posture and line so silhouettes read stronger in fashion framing.

Next step: Improve posture and line so silhouettes read stronger in fashion framing.

AI source: fallback

What to Keep

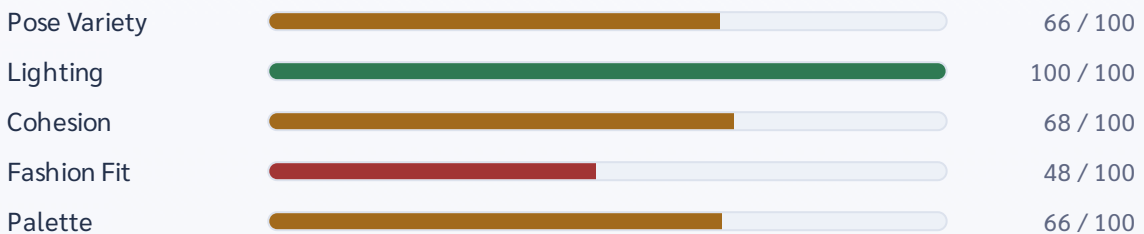
- Keep lighting soft and even across the face.
- Maintain simple styling and clean backgrounds.
- Keep expression natural and camera-aware.

Reshoot Checklist

- Frame the subject centrally and keep the full silhouette visible
- Stick to solid colors to highlight your proportions
- Shift weight intentionally and keep shoulders relaxed for stronger pose energy
- Avoid oversized outfits; choose clean, form-fitting basics
- Avoid collapsing the torso; keep neck long and silhouette open to camera

How To Read Your Metrics

Use this dashboard as your decision map: high values show what is production-ready, while lower values show what to improve first. Start with the three lowest metrics and retest after your next shoot set.



Priority Order For Next Shoot

- Fashion Fit: 48 / 100
- Pose Variety: 66 / 100
- Palette: 66 / 100

Pose Variety

What it means: Measures range of framing types and visual variation across the set.

How to improve: Add headshot, three-quarter, and full-body with clearly different body lines.

Lighting

What it means: Measures highlight/shadow balance and face readability.

How to improve: Use soft front-side light and keep exposure consistent across frames.

Cohesion

What it means: Measures how consistent your set feels in light, background, and color.

How to improve: Keep location, white balance, and setup similar when shooting the sequence.

Fashion Fit

What it means: Measures silhouette strength, posture quality, and framing of body lines.

How to improve: Lengthen posture, keep line clean, and avoid cramped composition.

Palette

What it means: Measures color harmony and tone consistency across photos.

How to improve: Use coordinated wardrobe tones and stable color temperature.

Automated audit only. No guarantee of selection.