

B. Photo Readiness Report

Generated: 2026-04-30T06:38:57Z

219.5

/ 300 total

Agency-ready

Confidence: 84 (High)

Pose Variety: 66.7 / 100

Lighting: 100 / 100

Cohesion: 90 / 100

Fashion Fit: 94 / 100

Palette: 97 / 100

Cinematic Story Strip

The sequence moves from sensual energy toward a wardrobe separation-led finish, creating a coherent casting narrative.



Look 01

Sensual | Score 74.6


Best trait: Wardrobe Separation



Look 02

Sensual | Score 74.0

Best trait: Wardrobe Separation

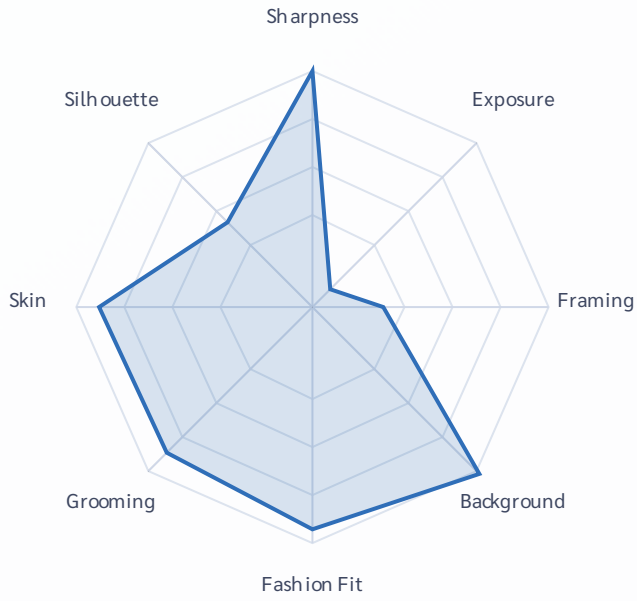


Look 03

Sensual | Score 70.0

Best trait: Wardrobe Separation

Visual Snapshot



- 1 Capture Quality 68 / 100
Moderate
- 2 Styling & Grooming 92 / 100
Strong
- 3 Silhouette & Line 58 / 100
Priority
- 4 Cohesion & Palette 95 / 100
Strong
- 5 Final Readiness 73 / 100
Moderate

Pose Elongation **Priority**
12 / 100

Silhouette Line **Priority**
50 / 100

Adjust camera height and stance for longer body geometry.

Estimated gain if improved: +24 pts

Refine body angles and garment structure for cleaner line.

Estimated gain if improved: +18 pts

Grooming

Strong

87 / 100

Keep hair and face zones consistent across the full set.

Estimated gain if improved: +8 pts

Scouting Agent Report

This series reads like a quiet fashion narrative, The set plays as a confident casting story, There is a clean, modern arc running through these frames, with a beauty-leaning sensibility and styling restraint that keeps the focus on silhouette and expression, with a gentle escalation in attitude that feels styled and market-ready. The story threads through the set as follows: This three-quarter frame emphasizes facial detail with a beauty-focused polish and controlled composition, then A full body view carries a beauty-led tone, where skin finish and eye clarity define the impact, then The camera finds a full body angle that delivers a clean beauty direction with precise grooming and camera-aware poise. The collection feels bookable and cohesive, with just enough range to keep a casting director engaged.

All Photos



Score 74.6

Confidence 86 (High)

Fashion fit 99.0 / 100

Subject coverage 51.3%

Posture 95.9 / 100

Limb cutoffs 0 point(s)

Grooming 83.2 / 100

Shine control 100.0 / 100

Wardrobe/background separation 100.0 / 100

Skin readiness 90.3 / 100

Makeup finish 91.7 / 100

Silhouette line 47.4 / 100

Pose elongation 1.2 / 100

Good candidate for your top selection.

Style Sensual (0.90)

This three-quarter frame emphasizes facial detail with a beauty-focused polish and controlled composition. Light falls cleanly across the face, keeping skin tone luminous without flattening structure. There is a composed, camera-aware presence that feels bookable and on-brief. Compared with the previous frame, this image feels as the opening statement and strengthens close-up storytelling.



Score 74.0

Confidence 84 (High)

Fashion fit 98.1 / 100

Subject coverage 48.6%

Posture 92.4 / 100

Limb cutoffs 0 point(s)

Grooming 87.1 / 100

Shine control 100.0 / 100

Wardrobe/background separation 100.0 / 100

Skin readiness 89.8 / 100

Makeup finish 92.4 / 100

Silhouette line 56.8 / 100

Pose elongation 35.3 / 100

Good candidate for your top selection.

Style Sensual (0.90)

A full body view carries a beauty-led tone, where skin finish and eye clarity define the impact. Light falls cleanly across the face, keeping skin tone luminous without flattening structure. The presence is promising, though a steadier gaze and posture would elevate the frame. It fits the sequence by maintaining the same visual cadence, preserving refinement across shots.

Nudity 91.6%

Nudity 91.2%



Score 70.9

Confidence 82 (High)

Fashion fit 85.3 / 100

Subject coverage 30.6%

Posture 41.3 / 100

Limb cutoffs 0 point(s)

Grooming 91.6 / 100

Shine control 100.0 / 100

Wardrobe/background separation 100.0 / 100

Skin readiness 90.8 / 100

Makeup finish 94.7 / 100

Silhouette line 48.2 / 100

Pose elongation 0.0 / 100

Good candidate for your top selection.

Style Sensual (0.85)

The camera finds a full body angle that delivers a clean beauty direction with precise grooming and camera-aware poise. Light falls cleanly across the face, keeping skin tone luminous without flattening structure. The presence is promising, though a steadier gaze and posture would elevate the frame. It complements the set by maintaining the same visual cadence, keeping quality consistent.

Nudity 90.9%


Score Breakdown

Sharpness



100.0 / 100

Exposure




10.7 / 100

Contrast



100.0 / 100

Framing



30.0 / 100

Background



100.0 / 100

Fashion Fit



94.1 / 100

Grooming



87.3 / 100

Wardrobe Separation



100.0 / 100

Skin Readiness



90.3 / 100

Makeup Finish




93.0 / 100

Silhouette Line



50.8 / 100

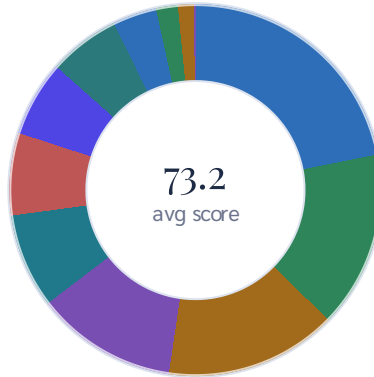
Pose Elongation



12.2 / 100

Score Composition

Weighted contribution of each metric to overall readiness.



● Sharpness	100.0	21.9%
● Fashion Fit	94.1	15.4%
● Background	100.0	15.0%
● Contrast	100.0	12.3%
● Wardrobe Separation	100.0	8.2%
● Grooming	87.3	7.2%
● Framing	30.0	6.6%
● Skin Readiness	90.3	6.2%
● Makeup Finish	93.0	3.8%
● Exposure	10.7	1.9%
● Silhouette Line	50.8	1.4%
● Pose Elongation	12.2	0.2%

Pose Variety

Score: 66.7 / 100

Missing types: headshot

Fashion Fit & Posture

Fashion fit score: 94 / 100
Posture score: 76 / 100
Average subject coverage: 43.5%
Images with limb cutoff risk: 0

Styling & Grooming

Grooming score: 87 / 100
Skin readiness: 90 / 100
Makeup finish: 92 / 100
Hair/face occlusion control: 74 / 100
Face shine control: 100 / 100
Wardrobe/background separation: 100 / 100

Silhouette & Line

Silhouette line score: 50 / 100
Pose elongation score: 12 / 100
Use these scores to tune posture and camera height for cleaner proportions.

Face & Expression

Eye openness score: 100 / 100
Expression balance: 0 / 100
Face angle stability: 70 / 100

Category Fit

Beauty (Best Fit)



74.0 / 100

Editorial



73.8 / 100

Ecommerce




73.3 / 100

Commercial



69.3 / 100

Beauty (Best Fit)



74.0

Lead +0.2

Editorial



73.8

Gap -0.2

Ecommerce



73.3

Gap -0.7

Commercial



69.3

Gap -4.7

Per-Photo Heat Grid

Green = strong, amber = moderate, red = priority improvement.

Photo	Total	Fashion	Grooming	Skin	Silhouette	Elongation	Framing
Photo 1	74	98	83	90	47	1	30
Photo 2	73	98	87	89	56	35	30
Photo 3	70	85	91	90	48	0	30

Skin, Makeup & Silhouette Dashboard

Focused presentation metrics to improve camera-readiness and line quality.



90 / 100

Skin camera-readiness and tone stability

92 / 100

Finish consistency and hotspot control

Silhouette Line

Priority



50 / 100

Shape clarity and line readability

Pose Elongation

Priority



12 / 100

Perceived line length and body geometry

Cohesion Timeline

Frame-by-frame consistency view across exposure, palette temperature, and separation.

Exposure Stability

avg 70.3



Palette Temperature

avg 100.0



Subject Separation

avg 100.0



Lighting & Cohesion

Lighting quality: 100 / 100

Background edge density: 0.6%

Palette consistency: 97 / 100

Hue variance: 0.2 deg

Temperature variance: 0.011

Cohesion score: 90 / 100

Lighting, background, and palette are consistent across the set.

Dominant style: Sensual

Coach Feedback

- Avoid overexposed highlights and deep shadows.
- Use longer posture and camera angle adjustments to create a more elongated line.

- Center the subject and keep consistent headroom.
- Refine silhouette line with stronger posture and clearer garment shape.
- Use higher resolution photos for better results.

Next step: Clarify silhouette lines with stronger pose structure and cleaner garment drape.

AI source: fallback

What to Keep

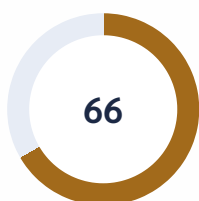
- Makeup finish appears even and controlled, with clean presentation on camera.
- Wardrobe separates cleanly from background, keeping shape readable.
- Color palette stays coherent across images, which strengthens the book.

Reshoot Checklist

- Shoot in diffused daylight (near a window) for smoother skin tones
- Include headshot, 3/4, and full-body framing with consistent headroom
- Shift weight intentionally and keep shoulders relaxed for stronger pose energy
- Use higher resolution photos for better clarity
- Wear simple, fitted clothing to keep the silhouette clear

How To Read Your Metrics

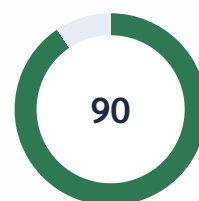
Use this dashboard as your decision map: high values show what is production-ready, while lower values show what to improve first. Start with the three lowest metrics and retest after your next shoot set.



Pose Variety



Lighting



Cohesion

Moderate

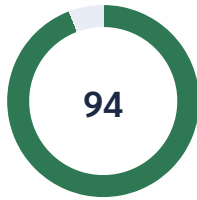
66 / 100

Strong

100 / 100

Strong

90 / 100

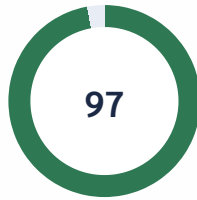


94

Fashion Fit

Strong

94 / 100



97

Palette

Strong

97 / 100

Pose Variety		66 / 100
Lighting		100 / 100
Cohesion		90 / 100
Fashion Fit		94 / 100
Palette		97 / 100

Priority Order For Next Shoot

- Pose Variety: 66 / 100
- Cohesion: 90 / 100
- Fashion Fit: 94 / 100

Pose Variety

What it means: Measures range of framing types and visual variation across the set.

How to improve: Add headshot, three-quarter, and full-body with clearly different body lines.

Lighting

What it means: Measures highlight/shadow balance and face readability.

How to improve: Use soft front-side light and keep exposure consistent across frames.

Cohesion

What it means: Measures how consistent your set feels in light, background, and color.

How to improve: Keep location, white balance, and setup similar when shooting the sequence.

Fashion Fit

What it means: Measures silhouette strength, posture quality, and framing of body lines.

How to improve: Lengthen posture, keep line clean, and avoid cramped composition.

Palette

What it means: Measures color harmony and tone consistency across photos.

How to improve: Use coordinated wardrobe tones and stable color temperature.

Automated audit only. No guarantee of selection.